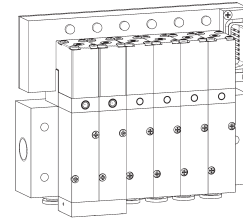
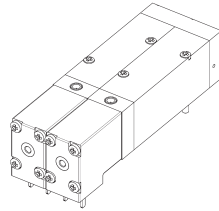


# 2.8

## Valve Terminals with 15 pin Sub-D connector

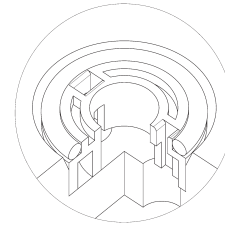
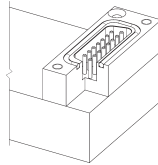
# General Information on Valve Terminals

Valve terminal for valves 24 V= and 24 V~.  
 All valves with 1.8 Watt/3 VA power consumption.  
 2 - 14 stations available, equipped with varistor and red LED. Common Minus or Plus on white cable.



Double solenoid valves (5/2-way and 5/3-way) occupy 2 spaces.

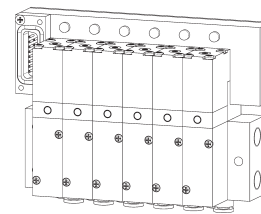
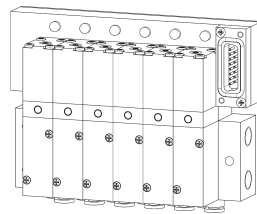
The system is highly water resistant. D-sub-multipin connector and individual valve positions are sealed with NBR O-rings against water and humidity offering IP 65.



**Seal at connector**

**Seal at valve**

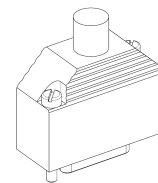
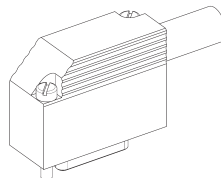
Position of the connector can be chosen at the right or at the left hand side of the terminal.



**Connector right = TR16**

**Connector left = TL16**

Cable can be supplied with an elbow or a straight electrical connector. Standard cable length is 3 m others are available on request. For details please refer to page 2.8.4.



**ST40 W\_\_**

**ST40 G\_\_**

**General order information:**

When ordering a HAFNER valve terminal please proceed as follows:

The electrical and pneumatical manifold has the type-number:

For ordering the required valves add a T to the order code, e.g. MD 510 404 T.

The cable with the connector as displayed on page 2.8.4.

All items to be ordered separately but assembled by manufacturer.

**T** \_ \_ \_ \_ \_  
**1 2 3 4 5 6 7 8**

**1**  
 R or L: Defining the side of the connector  
 R = right, L = left

**2**  
 16 for valves 16 mm wide  
 22 for valves 22 mm wide

**3**  
 3 or 5: Defining if the plate is for 3- or 5-way valves

**4, 5**  
 number of positions, 02 to 14

**6, 7, 8**  
 defining size and position of the ports, please refer to page 2.7.1.2 to 2.7.2.9

# T\_163\_\_403



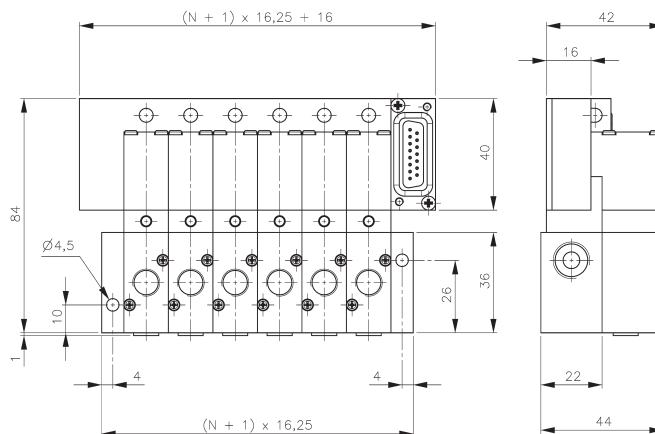
Valve terminal with 3-way valves, orifice size 4 mm, port 2 is in the valve. Port 2 is either equipped with thread G 1/8" or with push-in fitting for 6 mm tube.

The terminal is available from 2 to 14 stations (4 to 12 preferred stock item). Every station is equipped with a varistor and a red LED for coils 24 V= or 24 V~.

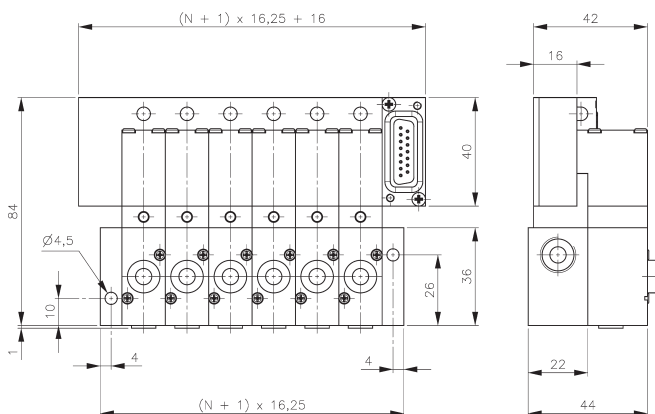
The pneumatic manifold is displayed and described on page 2.7.1.2, type RD 3\_\_403.

Valves for terminal use offer a 1.8 Watt/3 VA solenoid, turned by 180° and no 3rd pin (ground). For ordering please add a T to the regular type-number (e.g. MD 310 463 T 24DC or MD 310 463 T 24AC).

Blanking plates are also available type BP 3 403 T.



**T\_163\_\_403**  
equipped with valves type 403 T



**T\_163\_\_403**  
equipped with valves type 463 T

The following valves can be used on that type of valve-terminal:

Type	Function	Page	Comment
MD 310 403 T	n.c.	2.5.1.2.4	all four types of valves can be mixed on one plate
MD 310 463 T	n.c.	2.5.1.2.4	all four types of valves can be mixed on one plate
MOD 310 403 T	n.o.	2.5.1.2.4	all four types of valves can be mixed on one plate
MOD 310 463 T	n.o.	2.5.1.2.4	all four types of valves can be mixed on one plate

For additional order information please refer to page 2.8.1.

# T\_223\_\_703



Valve terminal with 3-way valves, orifice size 7 mm, port 2 is in the valve, G 1/4".

The terminal is available with 2, 3, 4, 5, 6, 8, 10, 12 positions, others on request. Every station is equipped with a varistor and a red LED for coils 24 V= or 24 V~.

The pneumatic manifold is displayed and described on page 2.7.1.3, type RB 3\_\_703.

Valves for terminal use offer a 1.8 Watt / 3 VA solenoid, turned by 180° and no 3rd pin (ground).

Order-number valves:

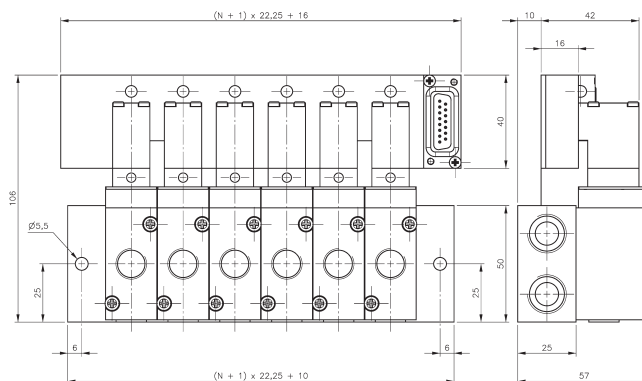
M(O)K 310 703 T 24DC or M(O)K 310 703 T 24AC

Blanking plates are also available type BP 3 703 T.

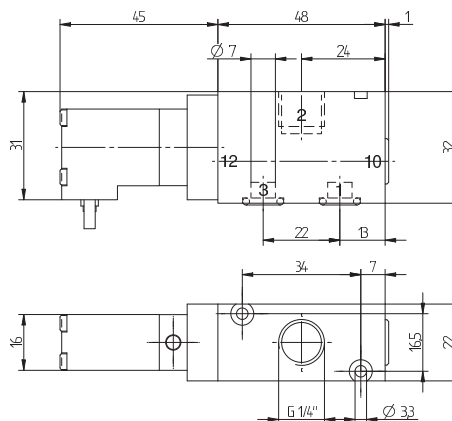
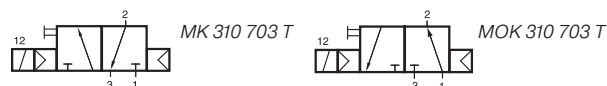
Normally closed (MK 310 703 T) and normally open (MOK 310 703 T) valves can be mixed on the same terminal.

Valves offer a manual override to be pushed.

Valves 24 DC as well as 24 AC can be used on the terminals.



**T\_223\_\_703**  
equipped with valves type 703 T



**MK 310 703 T/MOK 310 703 T**

Type	Function	Air flow	Operating press.	Power consumption	Weight
MK 310 703 T	n.c.	1250 l/min	2 - 10 bar	1,8 W = / 3 VA ~	0,19 kg
MOK 310 703 T	n.o.	1250 l/min	2 - 10 bar	1,8 W = / 3 VA ~	0,19 kg

For additional order information please refer to page 2.8.1.

# T\_163\_\_464



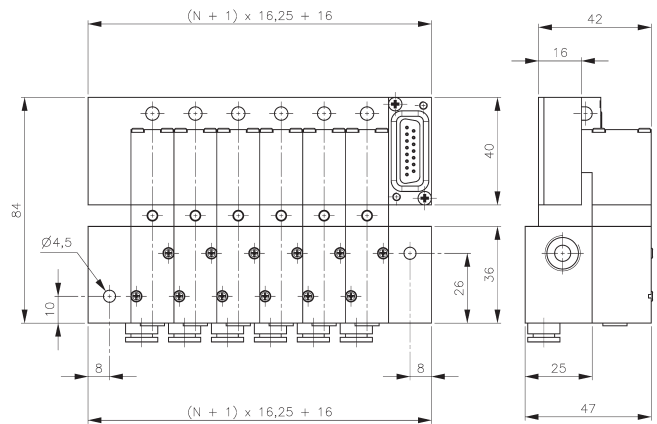
Valve terminal with 3-way valves, all ports are in the plate.  
Type 464 orifice size 4 mm, port 2 is equipped with push-in fitting for 6 mm tube.

The terminal is available from 2 to 14 stations (4 to 12 preferred stock item). Every station is equipped with a varistor and a red LED for coils 24 V= or 24 V~.

The pneumatic manifolds are displayed and described on page 2.7.1.2, type RD 3\_\_464.

Valves for terminal use offer a 1.8 Watt/3 VA solenoid, turned by 180° and no 3rd pin (ground). For ordering please add a T to the regular type-number (e.g. MD 310 404 T 24DC or MD 310 404 T 24AC).

Blanking plates are also available type BP 3 404 T.



**T\_163\_\_464**  
equipped with valves type 404 T

The following valves can be used on  
T\_163\_\_464 n.c. and n.o. can be mixed.

Type	Function	Page
MD 310 404 T	n.c.	2.5.1.2.4
MOD 310 404 T	n.o.	2.5.1.2.4

For additional order information please refer to page 2.8.1.

# T\_16 5\_\_403



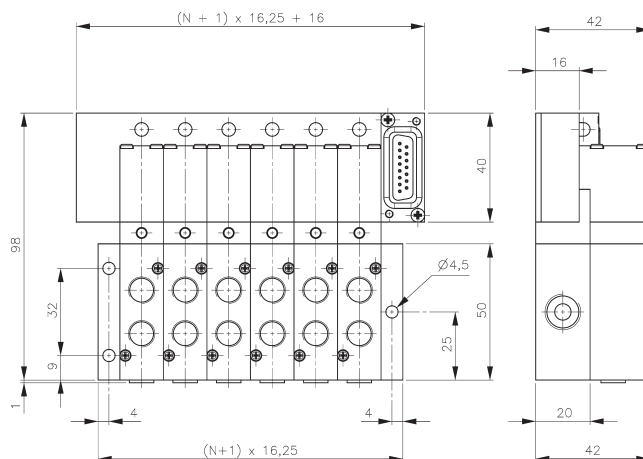
Valve terminal with 5-way valves, orifice size 4 mm, ports 2 and 4 are in the valve. Ports 2 and 4 are either equipped with thread G 1/8" or with push-in fittings for 6 mm tube.

The terminal is available from 2 to 14 stations (4 to 12 preferred stock item). Every station is equipped with a varistor and a red LED for coils 24 V~ or 24 V~.

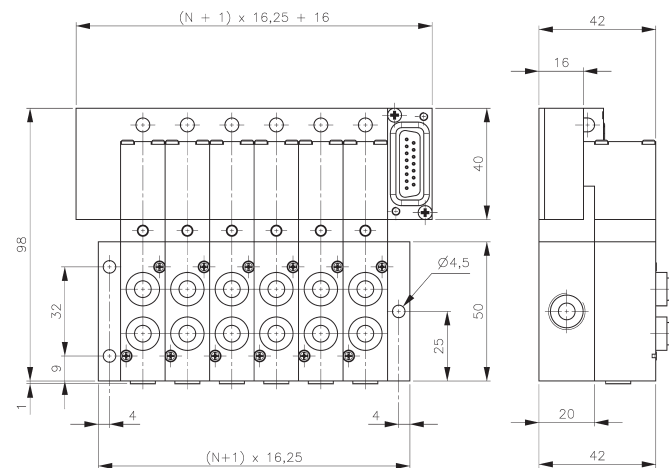
The pneumatic manifold is displayed and described on page 2.7.2.1, type RD 5\_\_403.

Valves for terminal use offer a 1.8 Watt/3 VA solenoid, turned by 180° and no 3rd pin (ground). For ordering please add a T to the regular type-number (e.g. MD 510 403 T 24DC or MD 510 403 T 24AC). "Double body valves" (5/2-way impulse and 5/3-way-valves) occupy 2 spaces as described on page 2.8.1.

Blanking plates are also available type BP 5 403 T.



**T\_16 5\_\_403**  
equipped with valves type 403 T



**T\_16 5\_\_403**  
equipped with valves type 463 T

The following valves can be used on that type of valve terminal:

Type	Function	Page	Comment
MD 510 403 T	single sol.	2.5.2.2.1	
MD 510 463 T	single sol.	2.5.2.2.1	
MD 520 403 T	double sol.	2.5.2.2.5	double body
MD 520 463 T	double sol.	2.5.2.2.5	double body
MD 53__403 T	5/3-way	2.5.3.2.1	double body, 3 versions available, refer to description
MD 53__463 T	5/3-way	2.5.3.2.1	double body, 3 versions available, refer to description

For additional order information please refer to page 2.8.1.

# T\_22 5\_\_ 503/T\_22 5\_\_ 703



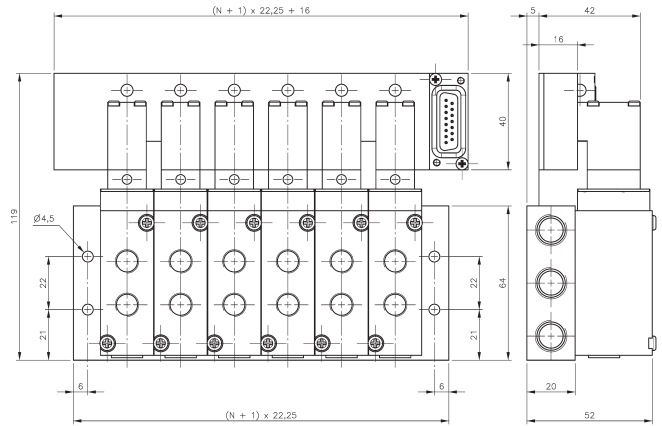
Valve terminal with 5-way valves, ports 2 and 4 are in the valve.  
 Type 503 orifice size 5 mm, G 1/8"  
 Type 703 orifice size 7 mm, G 1/4"

The terminal is available with 2, 3, 4, 5, 6, 8, 10, 12 positions, others on request. Every station is equipped with a varistor and a red LED for coils 24 V= or 24 V~.

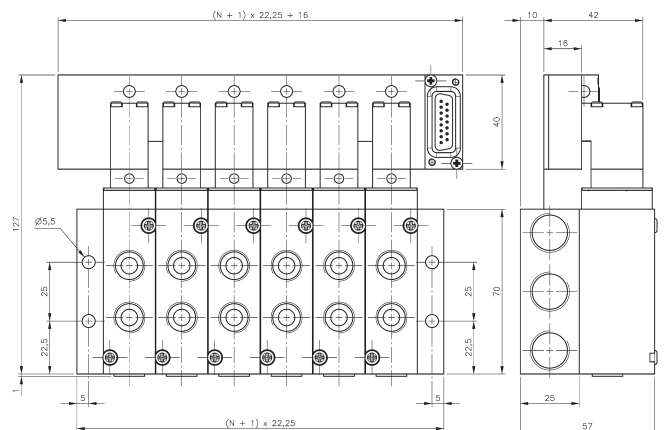
The pneumatic manifolds are displayed and described on page 2.7.2.2 type RB 5\_\_ 503, on page 2.7.2.3 type RB 5\_\_ 703.

Valves for terminal use offer a 1.8 Watt / 3 VA solenoid, turned by 180° and no 3rd pin (ground).  
 Order-number valves:  
 MK 5\_\_ 03 T 24DC or MK 5\_\_ 03 T 24AC.

Blanking plates are also available type BP 5 503 T or type BP 5 703 T.



**T\_22 5\_503**  
**equipped with valves type 503 T**



**T\_22 5\_703**  
**equipped with valves type 703 T**

The following valves can be used on T\_22 5\_\_ 503:

Type	Function	Page	Comment
MK 510 503 T	single sol.	2.5.2.2.2	
MK 520 503 T	double sol.	2.5.2.2.6	double body
MK 53_ 503 T	5/3-way	2.5.3.2.2	double body, 3 versions available, refer to description

The following valves can be used on T\_22 5\_\_ 703:

Type	Function	Page	Comment
MK 510 703 T	single sol.	2.5.2.2.2	
MK 520 703 T	double sol.	2.5.2.2.6	double body
MK 53_ 703 T	5/3-way	2.5.3.2.2	double body, 3 versions available, refer to description

**For additional order information please refer to page 2.8.1.**

# T\_16 5\_ 464



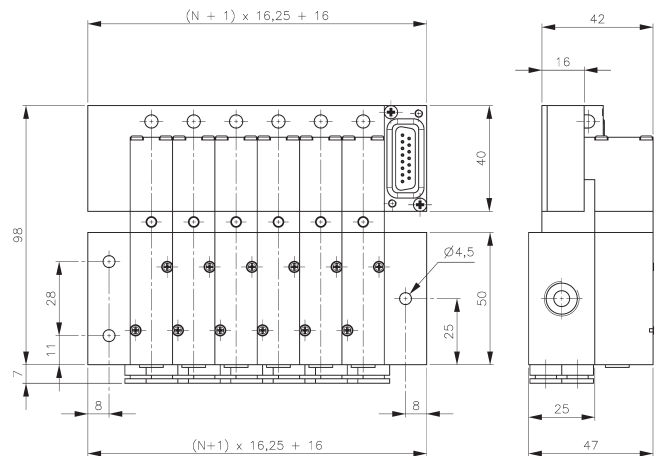
Valve terminal with 5-way valves, orifice size 4 mm, all the ports are in the plate. Ports 2 and 4 are equipped with push-in fittings for 6 mm tube.

The terminal is available from 2 to 14 stations (4 to 12 preferred stock item). Every station is equipped with a varistor and a red LED for coils 24 V= or 24 V~.

The pneumatic manifold is displayed and described on page 2.7.2.6, type RD 5\_ 464.

Valves for terminal use offer a 1.8 Watt/3 VA solenoid, turned by 180° and no 3rd pin (ground). For ordering please add a T to the regular type-number (e.g. MD 510 404 T 24DC or MD 510 404 T 24AC). "Double body valves" (5/2-way impulse and 5/3-way-valves) occupy 2 spaces as described on page 2.8.1.

Blanking plates are also available type BP 5 404 T.



**T\_16 5\_ 464**  
equipped with valves type 404 T

The following valves can be used on that type of valve terminal:

Type	Function	Page	Comment
MD 510 404 T	single sol.	2.5.2.2.3	
MD 520 404 T	double sol.	2.5.2.2.3	double body
MD 53_ 404 T	5/3-way	2.5.2.2.3	double body, 3 versions available, refer to description

For additional order information please refer to page 2.8.1.



# T\_22 5\_\_504/T\_22 5\_\_704



Valve terminal with 5-way valves, all the ports are in the plate.

Type 504 orifice size 5 mm, G 1/8"  
Type 704 orifice size 7 mm, G 1/4"

The terminal is available with 2, 3, 4, 5, 6, 8, 10, 12 positions, others on request. Every station is equipped with a varistor and a red LED for coils 24 V= or 24 V~.

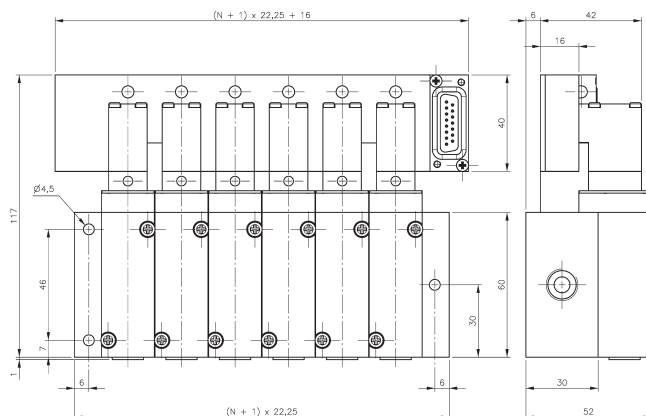
The pneumatic manifolds are displayed and described on page 2.7.2.7, type RB 5\_\_504, on page 2.7.2.8 type RB 5\_\_704.

Valves for terminal use offer a 1.8 Watt /3 VA solenoid, turned by 180° and no 3rd pin (ground).

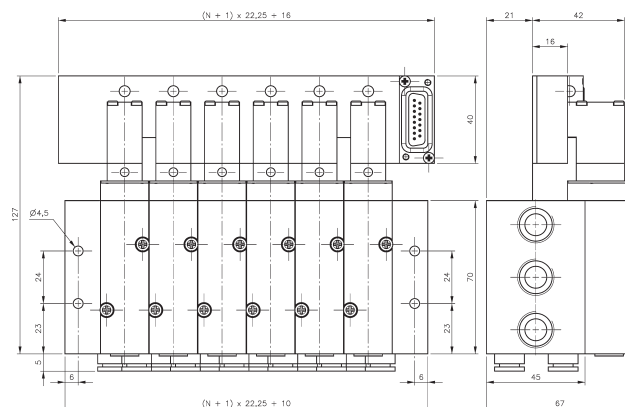
Order-number valves:

MK 5\_\_04 T 24DC or MK 5\_\_04 T 24AC.

Blanking plates are also available type BP 5 504 T or type BP 5 704 T.



**T\_22 5\_\_504**  
equipped with valves type 504 T



**T\_22 5\_\_784**  
equipped with valves type 704 T

The following valves can be used on T\_22 5\_\_504:

Type	Function	Page	Comment
MK 510 504 T	single sol.	2.5.2.2.4	
MK 520 504 T	double sol.	2.5.2.2.7	double body
MK 53_504 T	5/3-way	2.5.3.2.3	double body, 3 versions available, refer to description

The following valves can be used on T\_22 5\_\_704:

Type	Function	Page	Comment
MK 510 704 T	single sol.	2.5.2.2.4	
MK 520 704 T	double sol.	2.5.2.2.7	double body
MK 53_704 T	5/3-way	2.5.3.2.3	double body, 3 versions available, refer to description

For additional order information please refer to page 2.8.1.

# T\_22 5\_\_704 K1



Valve terminal with 5-way valves, orifice 7 mm, all the ports are in the plate.  
Plates are designed for assemblage in control cabinets.

Ports 2 and 4: G 1/4".

The terminal is available with 2, 3, 4, 5, 6, 8, 10, 12 positions, others on request. Every station is equipped with a varistor and red LED for coils 24V= or 24V~.

The pneumatic manifolds are displayed and described on page 2.7.2.9, type RB 5\_\_704 K1.

Valves for terminal use offer a 1.8 Watt / 3 VA solenoid, turned by 180° and no 3rd pin (ground).

Order-number valves:

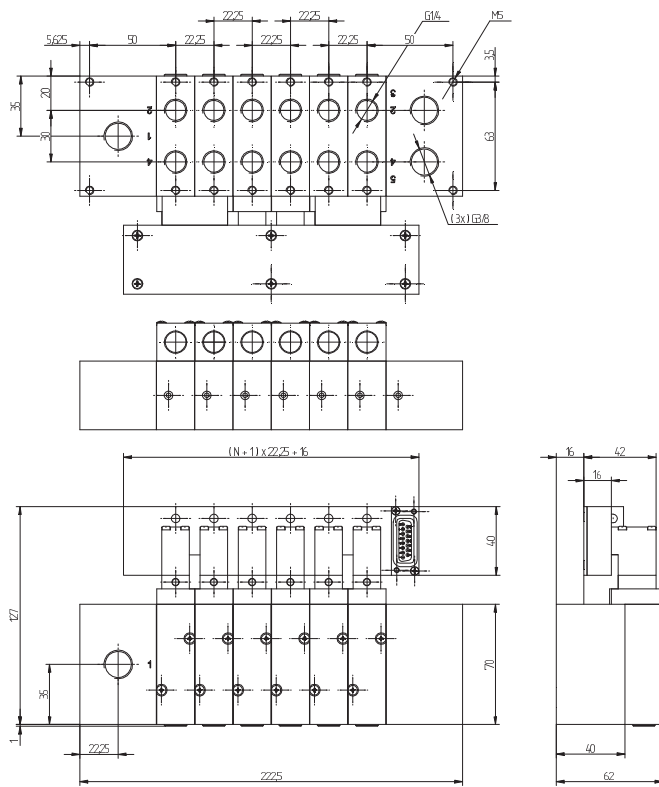
MK 5\_\_704T 24DC or MK 5\_\_704 T 24AC.

3/2-way functions by closing either port 2 or 4.

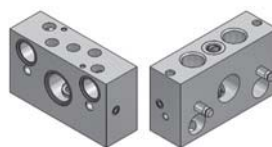
Blanking plates are also available type BP 5 704.

In case the customer wants to have the FRL inside the box, the endplate left offers as second supply port that faces inside the box. One of the two has to be closed with a G 3/8" plug.

The valve terminals are also available with individual valve isolation. In certain industries the user appreciates, if he can take away air pressure at any valve on the plate individually. Valves can easily be exchanged by closing the plug in port 1 without interruption of the air-supply of the other valves. If requested, please order T\_5\_\_704 K1D1.



**T\_22 5\_\_704 K1**  
**equipped with valves type 704 T**



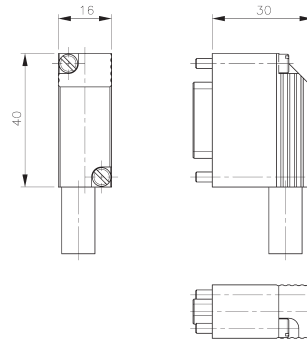
**Individual valve isolation**

The following valves can be used on that type of valve terminal:

Type	Function	Page	Comment
MK 510 704 T	single sol.	2.5.2.2.4	
MK 520 704 T	double sol.	2.5.2.2.7	double body
MK 53__704 T	5/3-way	2.5.3.2.3	double body, 3 versions available, refer to description

**For additional order information please refer to page 2.8.1.**

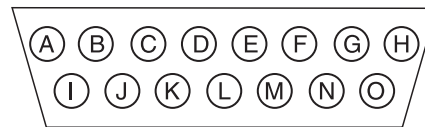
# Connectors and Cable ST40 W\_\_



**ST40 W\_\_**


Connector and cables for HAFNER valve-terminals.  
O-ring seal assures best protection against water and humidity.  
Standard cable length is 3 m, others are available on request.

2 screws are included.



## Relationship of valve-position, cable-colour and PINS in the connector

Position of solenoid	Colour of cable	PIN
1	brown	K
2	green	M
3	yellow	C
4	grey	F
5	pink	J
6	blue	N
7	red	B
8	black	G
9	violet	I
10	grey-pink	O
11	blue-red	A
12	white-green	H
13	brown-green	D
14	white-yellow	E
common – or + white		L



**Please be aware: Always count position of solenoid from the connector !**

Type	Exit of cable	Number of laces
ST40 W06	at the side	7, 6 positions and common Plus or Minus
ST40 W14	at the side	15, 14 positions and common Plus or Minus

